



The Sustainable Community Strategy for Halton

2011 – 2016







**Quarter 4 Progress Summary to
Year-End 31st March 2014**































Document Contact (Halton Borough Council)	Mike Foy Principal Performance & Improvement Officer Municipal Buildings, Kingsway Widnes, Cheshire WA8 7QF mike.foy@halton.gov.uk
--	--

















This report provides a summary of progress in relation to the achievement of targets within Halton’s Sustainable Community Strategy 2011 - 2016.







































The following symbols have been used to illustrate current performance as against the 2012 – 13 targets and as against performance for the same period last year.

	Target is likely to be achieved or exceeded.		Current performance is better than this time last year
	The achievement of the target is uncertain at this stage		Current performance is the same as this time last year
	Target is highly unlikely to be / will not be achieved.		Current performance is worse than this time last year



















Ref	Descriptor	2013 / 14 Target	Direction of travel
HH1*	a) Alcohol related hospital admissions (NI 39) (Rate 100,000 pop.)		
	b) Alcohol related hospital admissions – AAF =1 (Rate)		
HH 2	Prevalence of breastfeeding at 6-8 weeks (NI 53)		
HH 3	a) Obesity in Primary school age children in Reception (NI 55)		
	b) Obesity in Primary school age children in Year 6 (NI 56)		
HH 4	Reduction in under 18 Conception (new local measure definition for NI 112)		
HH 5	a) All age, all-cause mortality rate per 100,000 Males (NI 120a)		
	b) All age, all-cause mortality rate per 100,000 Females (NI 120b)		
HH 6	Mortality rate from all circulatory diseases at ages under 75 (NI 121)		
HH 7	Mortality from all cancers at ages under 75 (NI 122)		
HH 8	16+ Smoking quit rate per 100,000 (NI 123)		
HH 9	Mental Health - No. of people in counselling/ day services or on waiting lists. (NEW 2011)	Not Yet Available	Not Yet Available
HH 10	Proportion of older people supported to live at home through provision of a social care package (NEW 2011):		
HH 11	a) Increase the % of successful completions (drugs) as a proportion of all in treatment (over 18)		
	b) Increase the % of successful completions (Alcohol) as a proportion of all in treatment (over 18)		

NB - Measures HHI and HH12 are also reported within the Safer Halton priority area as SH 10 and SH7 respectively.































Ref	Descriptor	2013 / 14 Target	Direction of Travel
ELS 1	Increase the number of active enterprises within the Borough (NEW 2011)		
ELS 2	Increase the proportion of business diversity (NEW 2011)		
ELS 3	Increase the number of people classed as self-employed (NEW 2011)		
ELS 4	Reduce the proportion of people with no qualifications		
ELS 5	Increase the percentage of people achieving NVQ Level 4 and above (Revised NI 165)		
ELS 6	Increase the percentage of adults using a library (NI 9)	N/A	N/A
ELS 7	Reduce the percentage of people registered unemployed and seeking employment (JSA claimants) (NI 152)		
ELS 8	Reduce the percentage of the working age population claiming out of work benefits (Revised measure)		
ELS 9	Increase the gross weekly earnings by residents (NI166)		

Ref	Descriptor	2013 / 14 Target	Direction of travel
SH 1	Reduce Actual Number of ASB incidents recorded by Cheshire Police broken down into youth and adult incidents.		
SH 2	Reduce the number of Deliberate Fire incidents (NI33)		
SH 3	Reduced perception by Residents of antisocial behaviour (NI 17)		
SH 4	Safeguarding Children: Reduce the Number of Young People who repeatedly run away in Halton (New Measure)		
SH 5	Vulnerable Adults – Safeguarding: Increase the percentage of VAA Assessments completed within 28 days.		
SH 6	Reduce repeat incidents of domestic abuse within the MARAC Cohort (NI32)		
SH 7	a) Increase the percentage of successful completions (Drugs) as a proportion of all in treatment (over 18)		
	b) Increase the percentage of successful completions (Alcohol) as a proportion of all in treatment (over 18)		
SH 8	a) Reduce the number of individuals re-presenting within 6 months of discharge (Drugs) [New Measure]		
	b) Reduce the number of individuals re-presenting within 6 months of discharge (Alcohol) [New Measure]		
SH 9	Reduce the rate of young people (0-18) admitted to hospital due to substance misuse (will include alcohol)		
SH 10	Reduce Alcohol related hospital admissions (NI 39)		
SH 11	Reduce the re-offending rates of repeat offenders (RO's in the Navigate IOM scheme) (Formerly NI 30)		
SH 12	Reduce the number of first time entrants to the Youth Justice System (formerly NI111).		
SH 13	Use of Custody (New Measure)		
SH 14	Reduce the proportion of individuals within the Navigate cohort who's offending is substance misuse related. (Placeholder New Measure)		
SH 15	Reduce the re-offending rate of young offenders (Formerly NI 19)		
SH 16	Reduce serious acquisitive crime (Formally NI16)		
SH 17	Reduce Assault with Injury crime rate (Formerly NI 20) New Revised Measure		

Children and Young People in Halton

Ref	Descriptor	2013 / 14 Target	Direction of travel
CYP 1	Falling Levels of infant mortality		
CYP 2	Reduce the percentage of children who are obese in Year 6		
CYP 3	Increase the number of children breastfeeding at 6-8 weeks		
CYP 4	Reduce the rate of CYP admitted to hospital for substance misuse		
CYP 5	Reduce under 18 conception rate (Rolling average)		
CYP 6	Monitor number of children on a child protection plan for second or subsequent time.		N/A
CYP 7	Reduce the Number of Young People who repeatedly run away in Halton		N/A
CYP 8	Increase the percentage achieving 'good level of development average' total points for cohort.	N/A	N/A
CYP 9	Reduce the attainment gap between FSM and Halton average at Key Stage 4	N/A	N/A
CYP 10	Increase the percentage achieving 5+ A*-C including English & Maths		
CYP 11	Increase the percentage achieving Level 3 at 19		
CYP 12	Reduce the percentage of young people not in education, employment or training		
CYP 13	Increase the percentage of children in care achieving their expected outcomes at KS2 & KS4	N/A	N/A

Environment and Regeneration

Ref	Descriptor	13 / 14 Progress	Direction of travel
ER 1	a) Number of Local bus passenger journeys originating in the authority area NI 177		
	b) Number of passengers on community based accessible transport PPT LI 28		
ER 2	a) Percentage of buses starting route on time		
	c) Percentage of buses on time at intermediate timing points		
ER 3	Average Number of days to repair street lighting faults:		
	a) Non Distribution Network Operators (HBC)		
	b) Distribution Network operators		
ER 4	Percentage of road carriageway where maintenance should be considered:		
	a) Principal Carriageways		
	b) Non-Principal Carriageways		
	c) Unclassified Carriageways		
ER 5	Satisfaction with the standard of maintenance of trees, flowers and flower beds. (No longer reported)	N/A	N/A
ER 6	Residual household waste per household (Kgs).		
ER 7	% of household waste recycled / composted.		
ER 8	Percentage of municipal waste land filled.		
ER 9	Satisfaction with the standard of cleanliness and maintenance of parks and green spaces. (No longer reported)	N/A	N/A
ER 10	Number of Green Flag Awards achieved for Halton.		
ER 11	Improved local biodiversity –active management of local sites.		
ER 12	To regenerate 5 hectares of urban sites per annum for the next five years.		
ER 13	To make sure there is a 5 year rolling supply of housing land available for 2000 homes over 5 years.	